

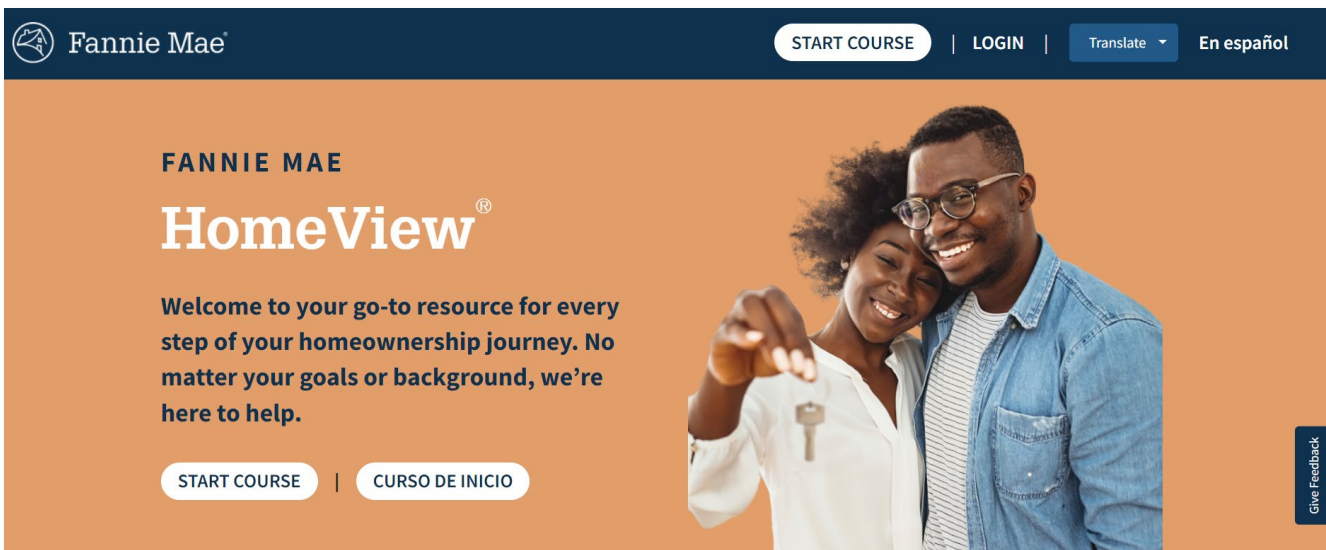


# HomeView® My Profile (Name Change)/Download My Certificate job aid

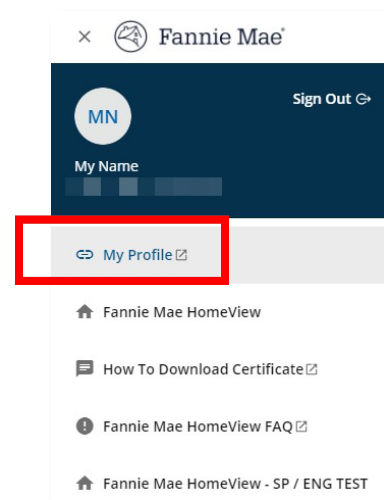
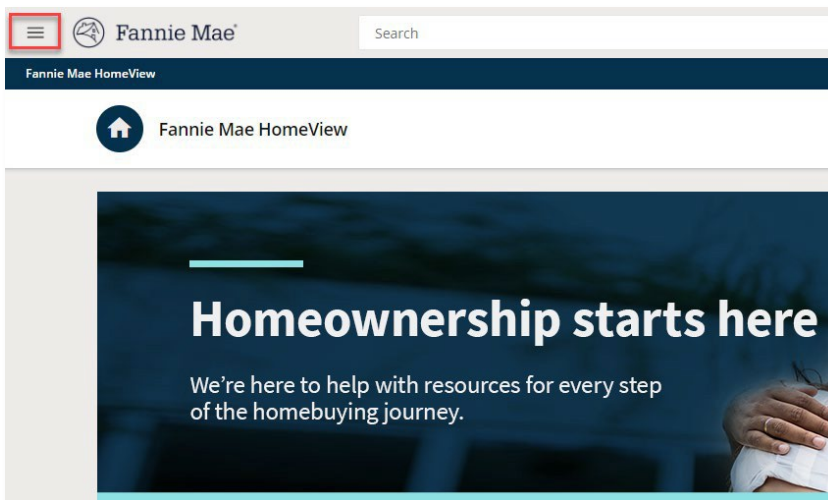
## In English

Follow these steps to change your name *to match the name you provided on your loan application* for the Fannie Mae HomeView® course or your HomeView® certificate of completion.

1. Log into [HomeView®](#).



2. Open the top left menu item, then click on **My Profile**.



3. After clicking **My Profile**, a new tab will open. You will see your personal settings which include the **First Name** and **Last Name** fields. Utilize these fields to edit any name changes or corrections *to match the name you provided on your loan application*. **Click Submit**.



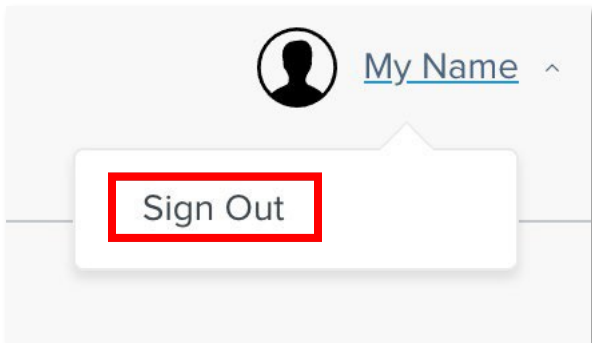
My Profile

Personal Settings

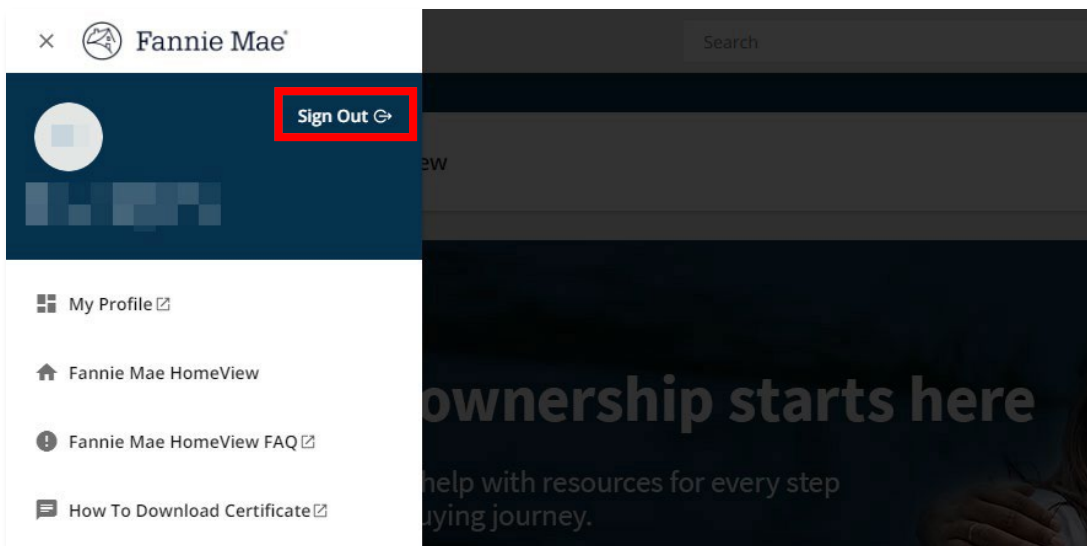
<small>FIRST NAME</small> My	<small>LAST NAME</small> Name
---------------------------------	----------------------------------

[Submit](#)

4. In the top right of the same screen, you will need to **sign out** of your account to have any name changes take effect.



5. Go back to the top left side of the HomeView platform and **sign out** and then **re-login** to see the new name change.



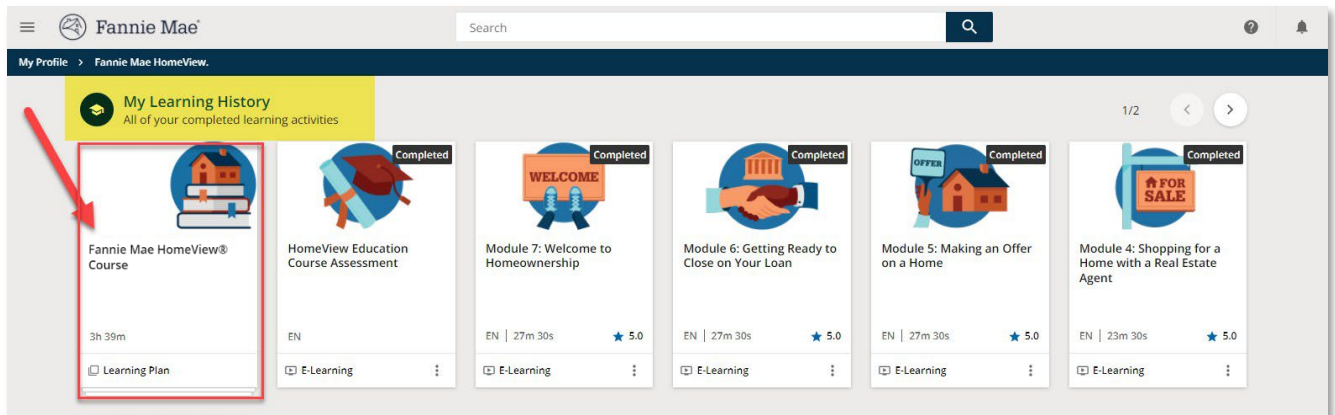


6. After you've completed steps 1 through 4, contact Fannie Mae at 1-800-232-6643, Option 4 and tell the representative that you'd like to have your HomeView certificate reissued with the corrected name (please allow up to 48 hours Mon-Fri (this make take more time if your name change takes place on a weekend or holiday).

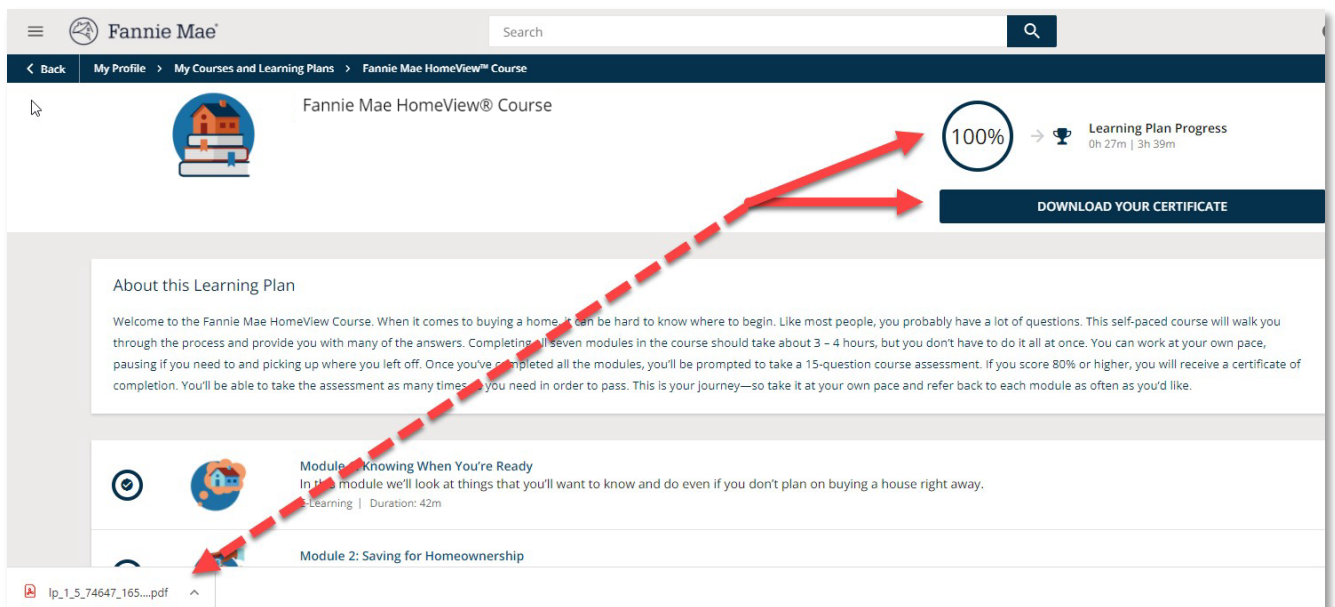
## To Download a Certificate

Follow these steps to download your HomeView certificate of completion.

1. **Sign** back in to [HomeView](#).
2. **Scroll** down the page to your Learning Plan and **choose** the Fannie Mae HomeView Course tile.



3. **Choose** the **DOWNLOAD YOUR CERTIFICATE** (only available if you have completed the course assessment with a score of 80% or better) to download your certificate with any new name changes.



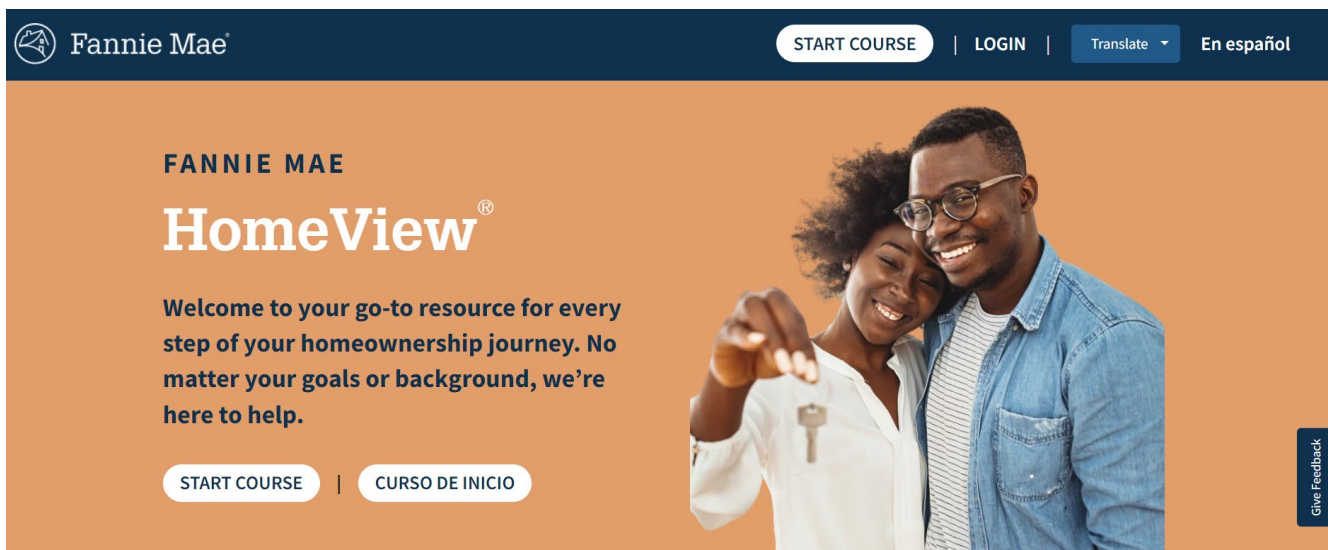
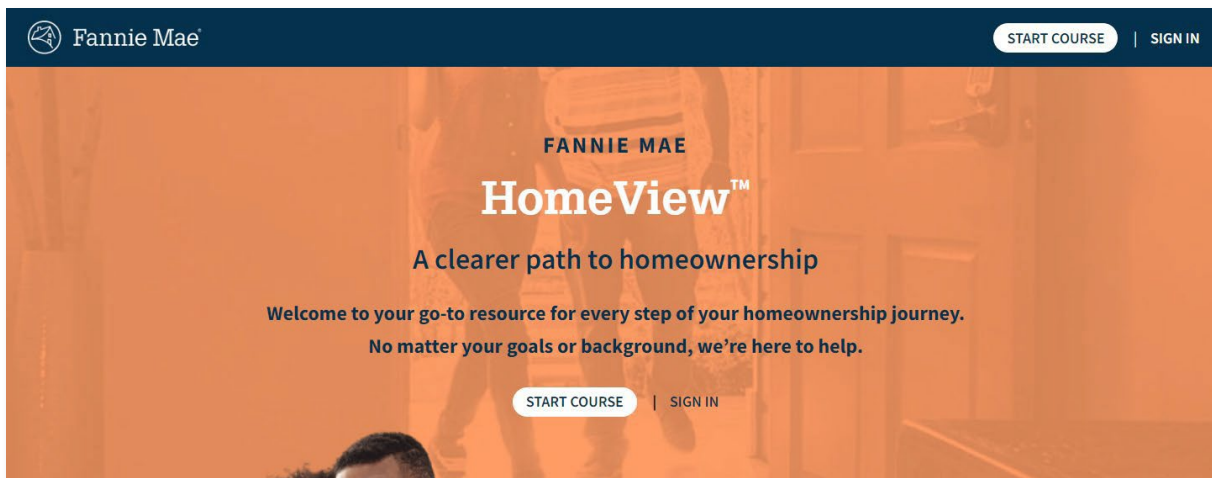


# Mi perfil de HomeView® (cambio de nombre)/Descargar mi recurso de asistencia de certificado

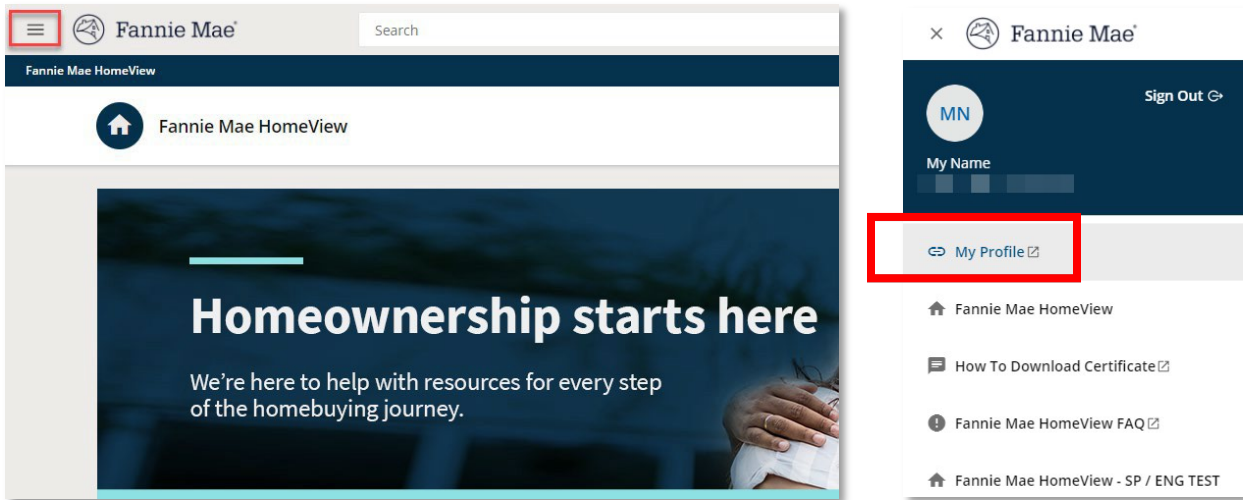
## En español

Siga estos pasos a fin de cambiar su nombre *para que coincida con el nombre que proporcionó en su solicitud de préstamo* para el curso HomeView de Fannie Mae o su certificado de finalización de HomeView.

1. Inicie sesión en [HomeView®](#).

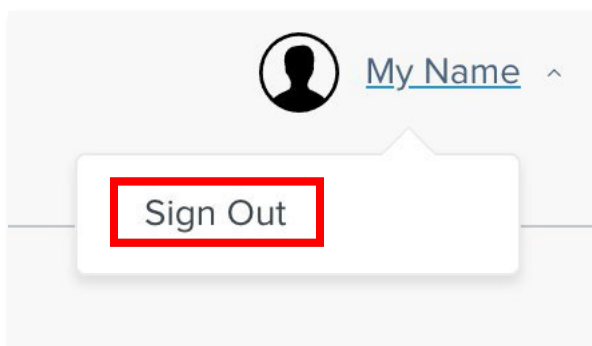


2. Abra el elemento del menú superior izquierdo y haga clic en **Mi perfil**.

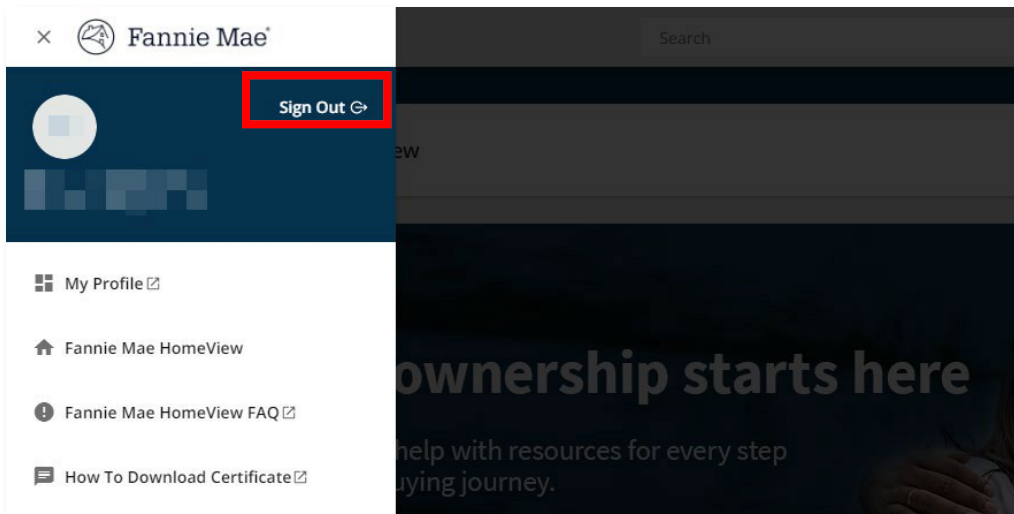


3. Después de hacer clic en Mi perfil, se abrirá una nueva pestaña. Verá su configuración personal, que incluye los campos Nombre y Apellido. Utilice estos campos para editar cualquier cambio o corrección de nombre *para que coincida con el nombre que proporcionó en su solicitud de préstamo*. Haga clic en Enviar.

4. En la parte superior derecha de la misma pantalla, deberá **cerrar sesión** en su cuenta para que los cambios de nombre entren en vigor.



5. Vuelva al lado superior izquierdo de la plataforma de HomeView y **cierre sesión** y, a continuación, **vuelva a iniciar sesión** para ver el cambio de nombre nuevo.

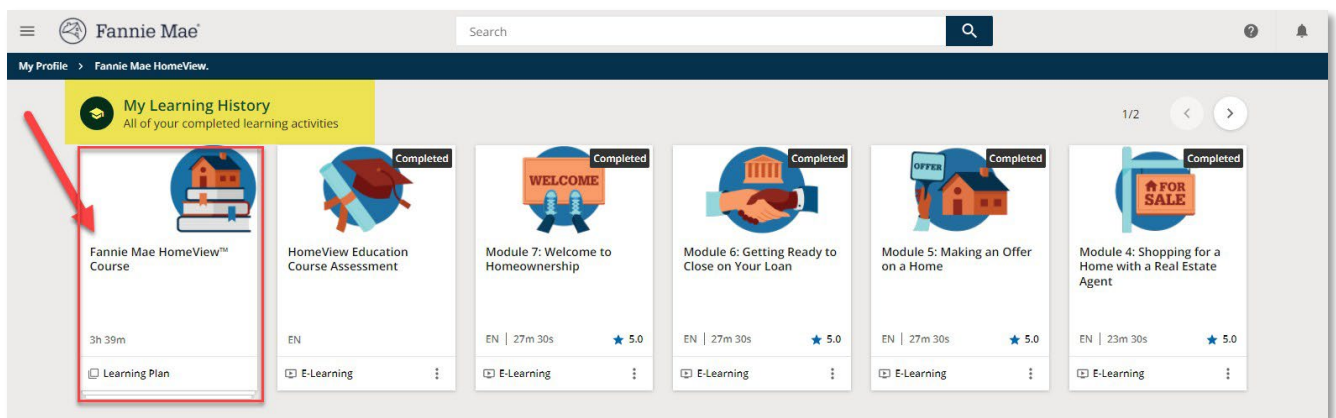


- Una vez que haya completado los pasos del 1 al 4, comuníquese con Fannie Mae al 1-800-232-6643, opción 4 e informe al representante que le gustaría que su certificado HomeView se vuelva a emitir con el nombre corregido (espere hasta 48 horas de lunes a viernes [esto podría tomar más tiempo si el cambio de nombre se realiza en un fin de semana o en un día festivo]).

## Cómo descargar un certificado

Siga estos pasos para descargar el certificado de finalización de HomeView.

- Vuelva a iniciar sesión** en [HomeView](#).
- Desplácese** por la página hasta su Plan de aprendizaje y **seleccione** el mosaico del curso HomeView de Fannie Mae.



- Elija la DESCARGA DE SU CERTIFICADO** (solo disponible si completó la evaluación del curso con una puntuación del 80% o superior) para descargar su certificado con cualquier cambio de nombre nuevo.



Navigation: [Back](#) | [My Profile](#) | [My Courses and Learning Plans](#) | [Fannie Mae HomeView™ Course](#)

## Fannie Mae HomeView™ Course

**100%** → **Learning Plan Progress**  
0h 27m | 3h 39m

[DOWNLOAD YOUR CERTIFICATE](#)

### About this Learning Plan

Welcome to the Fannie Mae HomeView Course. When it comes to buying a home, it can be hard to know where to begin. Like most people, you probably have a lot of questions. This self-paced course will walk you through the process and provide you with many of the answers. Completing all seven modules in the course should take about 3 - 4 hours, but you don't have to do it all at once. You can work at your own pace, pausing if you need to and picking up where you left off. Once you've completed all the modules, you'll be prompted to take a 15-question course assessment. If you score 80% or higher, you will receive a certificate of completion. You'll be able to take the assessment as many times as you need in order to pass. This is your journey—so take it at your own pace and refer back to each module as often as you'd like.

- Module 1: Knowing When You're Ready**  
In this module we'll look at things that you'll want to know and do even if you don't plan on buying a house right away.  
E-Learning | Duration: 42m
- Module 2: Saving for Homeownership**

Browser tab: lp\_1\_5\_74647\_165....pdf