



Uniform Closing Dataset Quick Guide

Transfer Capability from Correspondent to Aggregator

Updated April 30, 2018

The Purpose of this Document:

This document serves to provide an overview of transfer capability within the Uniform Closing Dataset (UCD) collection solution. Refer to the [UCD Collection Solution User Guide](#) for more information.

Overview:

The UCD collection solution will enable correspondent lenders to transfer UCD data to an aggregator. The aggregators will then be able to use the UCD collection solution to retrieve the transferred UCD data including the UCD Findings Report, the PDF of the Closing Disclosure, and the UCD XML file.

NOTE: This is optional functionality and is not required to meet the June 25, 2018 UCD mandate.

Prerequisite: You need to have an established relationship with another lender.

Transfer of UCD Data:

Once a relationship is established between two organizations in the UCD solution, either party can transfer a submitted UCD file to the other party. The correspondent can designate a Casefile ID and a specific aggregator to transfer UCD data.

Transfer multiple UCD files

1. From the Upload tab, **upload** your UCD XML zip file.
2. From the Upload Summary, select the files you would like to transfer and click **Transfer**.

The screenshot shows the 'Upload Summary' page. At the top, it says 'Upload Information' with a 'Batch ID' of 5224115d84859a60, a 'Batch Status' of 'Complete', and 'Submitted' on 07/27/2017 at 10:48:55 AM. There are 5 files. Below this is a table with columns: File Name, Casefile ID, Lender Loan Number, Status, File Name, CD 1, CD 2, and XML. All files have a status of 'Successful'. A 'Transfer' button is highlighted above the table. A 'select all' checkbox is also highlighted in the first column.

File Name	Casefile ID	Lender Loan Number	Status	File Name	CD 1	CD 2	XML
<input checked="" type="checkbox"/>	1396854957	123456789	Successful	NonSeller_ARM_013117_ST.xml			
<input checked="" type="checkbox"/>	1396854961	123456789	Successful	NonSeller_Fixed_013117ST.xml			
<input checked="" type="checkbox"/>	1396854958	123456789	Successful	Purchase_ARM_013117_ST.xml			
<input checked="" type="checkbox"/>	1396854959	123456789	Successful	Purchase_Fixed_013117_st.xml			
<input checked="" type="checkbox"/>	1396854960	123456789	Successful	SplitDiscl_Fixed_st.xml			

NOTE: Check the **select all** box to select files in bulk to transfer



3. Select the **Organization** to whom you want to transfer the UCD file (the dropdown box will only display organizations you have an established relationship with). Click **Send Transfer**.

Transfer Selection

Please select an Organization to Transfer:

UCD BANK 1

Cancel Send Transfer

4. A message will be displayed confirming the UCD files have been transferred.

Upload Summary

Upload Information

Batch ID 6423815d848bb982 Batch Status **Complete**

Submitted 07/27/2017 10:55:36 AM Files 5

File Name Clean Files.zip

Transfer Summary Selected

<input checked="" type="checkbox"/>	Casefile ID	Lender Loan Number	Status	File Name	CD 1	CD 2	XML	Transfer
<input checked="" type="checkbox"/>	1396855013	123456789	Successful	NonSeller_ARM_013117_ST.xml				Transferred casefile 1396855013 to UCD BANK 1
<input checked="" type="checkbox"/>	1396855012	123456789	Successful	NonSeller_Fixed_013117ST.xml				Transferred casefile 1396855012 to UCD BANK 1
<input checked="" type="checkbox"/>	1396855010	123456789	Successful	Purchase_ARM_013117_ST.xml				Transferred casefile 1396855010 to UCD BANK 1
<input checked="" type="checkbox"/>	1396855011	123456789	Successful	Purchase_Fixed_013117_st.xml				Transferred casefile 1396855011 to UCD BANK 1
<input checked="" type="checkbox"/>	1396855014	123456789	Successful	SplitDiscr_Fixed_st.xml				Transferred casefile 1396855014 to UCD BANK 1

Showing 1 to 5 of 5 entries

5. For a single file transfer, open the UCD Findings Report and **click the Transfer** button.

UCD Findings Report

Submission Status

Casefile ID	1397078522	Status	Successful	
Lender Name	CITIMORTGAGE, INC.	Lender Loan Number	123456789	
First Submission Date	09/12/2017 02:46:05 PM	Last Submission Date	09/12/2017 02:46:05 PM	
Closing Date	04/15/2013			
Transferred To		Transfer Date		

New Casefile ID issued. For DU loans, resubmit the UCD with the DU Casefile ID.



6. A message will be displayed confirming the UCD file has been transferred.

UCD Findings Report			
Submission Status			
Casefile ID	1396855021	Status	● Successful Transferred casefile 1397030117 to UCD BANK 2
Lender Name	UCD BANK 2	Lender Loan Number	123456789
First Submission Date	07/27/2017 10:57:45 AM	Last Submission Date	07/27/2017 10:57:45 AM
Closing Date	04/15/2014		
Transferred To	UCD BANK 1	Transfer Date	07/27/2017 11:01:11 AM

Transfer Activity Tab

Search for Transferred UCD File

The Transfer Activity tab allows you to search for the UCD files you have transferred to other organizations, or those that have been transferred to your organization.

The “Search Transfer” using ‘UCD Files Received’ or ‘UCD Files Transferred’ function in the UCD collection solution will return both newly transferred UCD submissions as well as previously transferred UCD submissions that have been subsequently updated by the transferor within the selected date range.

1. From the Transfer Activity tab, enter the **search criteria** to locate the UCD file.
2. You can search the following:
 - Casefile ID
 - UCD Files Received (search for UCD files transferred *TO* your organization)
 - UCD Files Transferred (search for UCD files *FROM* your organization)

3. The results will be displayed, along with the following information:
 - **Casefile ID** – Casefile ID associated with the UCD submission
 - **Original Submission Date** – First submission date of the UCD file
 - **Original Submitter Name** – Original organization that uploaded the original file submission
 - **Last Submission Date** – Most recent upload date of the UCD file
 - **Last Submitter Name** – Most recent organization that uploaded the UCD file
 - **Transferred Date** – Date the UCD file was transferred
 - **Transferred To** – Organization the UCD file was transferred to



- **Action** – Functionality to cancel the UCD transfer and return access back to the original organization

Casefile ID	Original Submission Date	Original Submitter Name	Last Submission Date	Last Submitter Name	Transferred Date	Transferred To	Property Address	Action
1397078473	09/12/2017 01:26 PM	UCD BANK 2	09/12/2017 01:26 PM	UCD BANK 2	09/12/2017 01:27 PM	UCD BANK 1	2823,Snellville,GA 30078	✘
1397078474	09/12/2017 01:27 PM	UCD BANK 2	09/12/2017 01:27 PM	UCD BANK 2	09/12/2017 01:28 PM	UCD BANK 1	456 Somewhere Ave.,Anytown,NY 12345	✘
1397078528	09/12/2017 02:58 PM	UCD BANK 2	09/12/2017 02:58 PM	UCD BANK 2	09/12/2017 02:58 PM	UCD BANK 1	456 Somewhere Ave.,Anytown,NY 12345	✘
1397078529	09/12/2017 02:58 PM	UCD BANK 2	09/12/2017 02:58 PM	UCD BANK 2	09/12/2017 02:58 PM	UCD BANK 1	123 Somewhere Street,Anytown,NY 12345	✘
1397078530	09/12/2017 02:58 PM	UCD BANK 2	09/12/2017 02:58 PM	UCD BANK 2	09/12/2017 02:58 PM	UCD BANK 1	456 Somewhere Avenue,Anytown,NY 12345	✘
1397078531	09/12/2017 02:58 PM	UCD BANK 2	09/12/2017 02:58 PM	UCD BANK 2	09/12/2017 02:58 PM	UCD BANK 1	456 Somewhere Ave.,Anytown,NY 12345	✘
1397078532	09/12/2017 02:58 PM	UCD BANK 2	09/12/2017 02:58 PM	UCD BANK 2	09/12/2017 02:58 PM	UCD BANK 1	456 Somewhere Ave.,Anytown,NY 12345	✘

Both organizations will have the same view in the Transfer Activity tab for their transactions. The Last Submission Date will be the date of the most recent submission. Last Submitter Name represents the organization that submitted the latest submission.


Access the UCD Findings Report, Closing Disclosure PDF, and the UCD XML file

1. Click the Casefile ID you want to review.
2. UCD Findings Report will display:



UCD Findings Report

Submission Status

Casefile ID	1397078532	Status	● Successful  
Lender Name	UCD BANK 2	Lender Loan Number	123456789
First Submission Date	09/12/2017 02:57:57 PM	Last Submission Date	09/12/2017 02:57:57 PM
Closing Date	04/15/2013		
Transferred To	UCD BANK 1	Transfer Date	09/12/2017 02:58:21 PM

New Casefile ID issued. For DU loans, resubmit the UCD with the DU Casefile ID.


Property & Loan Information


	UCD	DU
Address	456 Somewhere Ave.	
Unit		
City	Anytown	
State	NY	
Zip	12345	
Loan Purpose	Purchase	
Amortization Type	Fixed	
Total Loan Amount	144000.00	
Note Rate	3.8750	

DU Recommendation

DU Submission Date

Embedded PDF  [Open/View or Print the PDF of the Closing Disclosure](#)

Submitted XML  [Open/View or or Save the UCD XML file and UCD Findings Report XML](#)

UCD Findings Report XML  [Open/View or or Save the UCD XML file and UCD Findings Report XML](#)

Eligibility Messages

No Eligibility Messages

UCD Data Compliance

No Data Compliance Messages

3. The UCD Findings Report will display the Casefile ID. Click the **PDF and XML icons** to View/Save the data.

NOTE: A Casefile ID must exist in order to transfer a UCD file.

In certain scenarios, a “Not Successful” submission can be transferred. If a UCD file is not successful and a Casefile ID exists, the file can be transferred. If no Casefile ID exists, then the file cannot be transferred.

NOTE: If you do transfer a “Not Successful” UCD file, the Fatal edits must be cleared before the loan can be delivered via Loan Delivery.



Example: UCD Transfer Not Successful and Casefile ID is issued

When a loan upload displays a “Not Successful” status, the file can still be transferred along with a Casefile ID,. You will have access to the UCD XML file as well as the Closing Disclosure PDF file (if applicable). The Fatal edit message(s) will be displayed. You will need to correct the Fatal edit(s) prior to delivering the file via Loan Delivery.

UCD Findings Report

Submission Status

Casefile ID	1397078533	Status	Not Successful
Lender Name	UCD BANK 2	Lender Loan Number	123456789
First Submission Date	09/12/2017 03:07:20 PM	Last Submission Date	09/12/2017 03:07:20 PM
Closing Date	04/15/2014	Transferred To	Transfer Date

New Casefile ID issued. For DU loans, resubmit the UCD with the DU Casefile ID.

Property & Loan Information

	UCD	DU
Address	123 Somewhere Street	
Unit		
City	Anytown	
State	VA	
Zip	12345	
Loan Purpose	Refinance	
Amortization Type	Fixed	
Total Loan Amount	150000.00	
Note Rate	4.2500	

DU Recommendation

DU Submission Date

Embedded PDF

Submitted XML

UCD Findings Report XML

Eligibility Messages

#	Message	Severity
2031	This appears to be a refinance transaction, therefore the Closing Disclosure Alternate form and data are required.	Warning

Showing 1 to 1 of 1 entries

UCD Data Compliance

#	Message	Severity
3206	DocumentType is required and must be equal to Other.	Fatal
3207	DocumentTypeOtherDescription is required and must be a valid enumeration.	Fatal

Showing 1 to 2 of 2 entries

A message will be displayed confirming that the file has been transferred.

UCD Findings Report

Submission Status

Casefile ID	1397078533	Status	Not Successful	Transfer Status : Transferred casefile 1397078533 to UCD BANK 1
Lender Name	UCD BANK 2	Lender Loan Number	123456789	
First Submission Date	09/12/2017 03:07:20 PM	Last Submission Date	09/12/2017 03:07:20 PM	
Closing Date	04/15/2014	Transferred To	Transfer Date	

New Casefile ID issued. For DU loans, resubmit the UCD with the DU Casefile ID.



Example: UCD Transfer Not Successful and Casefile ID is NOT issued

When a loan is uploaded and the status of “Not Successful” is returned and a Casefile ID is not issued or matched, then the file CANNOT be transferred. This means you will not have access to the UCD XML file or the Closing Disclosure PDF (If applicable). The Fatal edit message(s) will be displayed. You will need to correct the Fatal edit(s) prior to transferring the file(s).

UCD Findings Report

Submission Status

Casefile ID	Status	■ Not Successful	
Lender Name	Lender Loan Number	123456789	
First Submission Date	Last Submission Date	09/12/2017 03:12:44 PM	
Closing Date			
Transferred To	Transfer Date		

Property & Loan Information

	UCD	DU
Address		
Unit		
City		
State		
Zip		
Loan Purpose		
Amortization Type		
Total Loan Amount		
Note Rate		
DU Recommendation		
DU Submission Date		
Embedded PDF		
Submitted XML		
UCD Findings Report XML		

Eligibility Messages

No Eligibility Messages

UCD Data Compliance

#	Message	Severity
■ 3002	Postal Code for the subject property is required. Provide the 5 or 9 digit postal code (not hyphenated).	Fatal

Showing 1 to 1 of 1 entries



Resubmitting the UCD file

If there have been changes to the Closing Disclosure and/or the UCD file, either organization can upload the updated file(s). The UCD file must be resubmitted with the Casefile ID. If the UCD Casefile ID is not included in the resubmission, a new Casefile ID will be generated.

Example: If the organization that submitted the original file uploads the updated file, the “Last Submission Date” will reflect the most recent date of the upload, which would be different than the “Original Submission Date.”

Casefile ID	Original Submission Date	Original Submitter Name	Last Submission Date	Last Submitter Name	Transferred Date	Transferred To	Property Address	Action
1397078473	09/12/2017 01:26 PM	UCD BANK 2	09/12/2017 01:26 PM	UCD BANK 2	09/12/2017 01:27 PM	UCD BANK 1	2823,Snellville,GA 30078	✘
1397078474	09/12/2017 01:27 PM	UCD BANK 2	09/12/2017 01:27 PM	UCD BANK 2	09/12/2017 01:28 PM	UCD BANK 1	456 Somewhars Ave.,Anytown,NY 12345	✘
1397078528	09/12/2017 02:58 PM	UCD BANK 2	09/12/2017 02:58 PM	UCD BANK 2	09/12/2017 02:58 PM	UCD BANK 1	456 Somewhere Ave.,Anytown,NY 12345	✘
1397078529	09/12/2017 02:58 PM	UCD BANK 2	9/15/2017 11:00 AM	UCD BANK 2	09/12/2017 02:58 PM	UCD BANK 1	123 Somewhere Street,Anytown,NY 12345	✘
1397078530	09/12/2017 02:58 PM	UCD BANK 2	09/12/2017 02:58 PM	UCD BANK 2	09/12/2017 02:58 PM	UCD BANK 1	456 Somewhere Avenue,Anytown,NY 12345	✘
1397078531	09/12/2017 02:58 PM	UCD BANK 2	09/12/2017 02:58 PM	UCD BANK 2	09/12/2017 02:58 PM	UCD BANK 1	456 Somewhere Ave.,Anytown,NY 12345	✘
1397078532	09/12/2017 02:58 PM	UCD BANK 2	09/12/2017 02:58 PM	UCD BANK 2	09/12/2017 02:58 PM	UCD BANK 1	456 Somewhere Ave.,Anytown,NY 12345	✘

Example: If the organization in the “Transferred To” status column performs a resubmission, then the “Last Submission Date” and “Last Submitter Name” will be different.

Casefile ID	Original Submission Date	Original Submitter Name	Last Submission Date	Last Submitter Name	Transferred Date	Transferred To	Property Address	Action
1397078473	09/12/2017 01:26 PM	UCD BANK 2	09/12/2017 01:26 PM	UCD BANK 2	09/12/2017 01:27 PM	UCD BANK 1	2823,Snellville,GA 30078	✘
1397078474	09/12/2017 01:27 PM	UCD BANK 2	09/12/2017 01:27 PM	UCD BANK 2	09/12/2017 01:28 PM	UCD BANK 1	456 Somewhere Ave.,Anytown,NY 12345	✘
1397078528	09/12/2017 02:58 PM	UCD BANK 2	9/15/2017 1:00 PM	UCD BANK 1	09/12/2017 02:58 PM	UCD BANK 1	456 Somewhere Ave.,Anytown,NY 12345	✘
1397078529	09/12/2017 02:58 PM	UCD BANK 2	09/12/2017 02:58 PM	UCD BANK 2	09/12/2017 02:58 PM	UCD BANK 1	123 Somewhere Street,Anytown,NY 12345	✘
1397078530	09/12/2017 02:58 PM	UCD BANK 2	09/12/2017 02:58 PM	UCD BANK 2	09/12/2017 02:58 PM	UCD BANK 1	456 Somewhere Avenue,Anytown,NY 12345	✘
1397078531	09/12/2017 02:58 PM	UCD BANK 2	09/12/2017 02:58 PM	UCD BANK 2	09/12/2017 02:58 PM	UCD BANK 1	456 Somewhere Ave.,Anytown,NY 12345	✘
1397078532	09/12/2017 02:58 PM	UCD BANK 2	09/12/2017 02:58 PM	UCD BANK 2	09/12/2017 02:58 PM	UCD BANK 1	456 Somewhere Ave.,Anytown,NY 12345	✘



New Subsequent UCD File Transfer

Once a UCD file has been transferred to an organization, the organization will have the option to transfer a UCD file to a subsequent lender. For example:

- Lender A transfers the UCD File to Lender B
- Lender B transfers the same UCD file to Lender C

All three lenders will then have access to the UCD Findings Report, UCD XML file, and the embedded Borrower Closing Disclosures. The UCD Transfer Quick Guide will be updated with more information at a later date.

Example: Subsequent UCD file transfer

- UCD Bank 2 (Lender A) uploads a file
- UCD Bank 2 transfers the UCD file to UCD Bank 1 (Lender B)

Upload Summary		Casefile ID: 1397503584	
<h3>UCD Findings Report</h3>			
Submission Status			
Casefile ID	1397503584	Status	Successful ● Transfer Status : Transferred casefile 1397503584 to UCD BANK 1
Lender Name	UCD BANK 2	Lender Loan Number	123456789
First Submission Date	04/13/2018 09:51:59 AM	Last Submission Date	04/13/2018 09:51:59 AM
Closing Date	04/15/2013		
Transferred To	Transfer Date		

- UCD Bank 1 searches for the UCD transfer in the Transfer Activity Tab

Upload	Search	Relationship	Transfer Activity	FM Connect Reports				
Please enter your search criteria								
Casefile ID	1397503584							
Search	Clear							
Filter all columns Refresh								
Casefile ID	Original Submission Date	Original Submitter Name	Last Submission Date	Last Submitter Name	Transferred Date	Transferred To	Property Address	Action
1397503584	04/13/2018 09:51 AM	UCD BANK 2	04/13/2018 09:51 AM	UCD BANK 2	04/13/2018 09:52 AM	UCD BANK 1	456 Somewhere Ave., Anytown, NY 12345	✖



- UCD Bank 1 then makes a subsequent transfer to UCD Bank 3 (Lender C)_
- The UCD Finds Report indicates the loan has been transferred to UCD Bank 3

UCD Findings Report

Submission Status

Casefile ID	1397503584	Status	● Successful	Transfer Status : Transferred casefile 1397503584 to UCD BANK 3	
Lender Name	UCD BANK 2	Lender Loan Number	123456789		
First Submission Date	04/13/2018 09:51:59 AM	Last Submission Date	04/13/2018 09:51:59 AM		
Closing Date	04/15/2013				
Transferred To	UCD BANK 1	Transfer Date	04/13/2018 09:52:20 AM		

- From the Transfer Activity Tab it indicates UCD Bank 3 now has access to the UCD file

Please enter your search criteria

Casefile ID: 1397503584

Search Clear

Refresh

Filter all columns

Casefile ID	Original Submission Date	Original Submitter Name	Last Submission Date	Last Submitter Name	Transferred Date	Transferred To	Property Address	Action
1397503584	04/13/2018 09:51 AM	UCD BANK 2	04/13/2018 09:51 AM	UCD BANK 2	04/13/2018 09:55 AM	UCD BANK 3	456 Somewhere Ave., Anytown, NY 12345	

First Previous 1 Next Last

All three organizations have the ability to:

- Access the UCD Findings
- View the PDF file of the Borrower Closing Disclosure
- View the UCD XML file
- Resubmit the file



Cancel the UCD File Transfer

At any time the transfer can be cancelled by either party

1. From the Transfer Activity tab, search for the **UCD Casefile ID** you want to cancel.
2. From the Action column, click the **cancel icon**.

Casefile ID	Original Submission Date	Original Submitter Name	Last Submission Date	Last Submitter Name	Transferred Date	Transferred To	Property Address	Action
1397078473	09/12/2017 01:26 PM	UCD BANK 2	09/12/2017 01:26 PM	UCD BANK 2	09/12/2017 01:27 PM	UCD BANK 1	2823,Snellville,GA 30078	
1397078474	09/12/2017 01:27 PM	UCD BANK 2	09/12/2017 01:27 PM	UCD BANK 2	09/12/2017 01:28 PM	UCD BANK 1	456 Somewhere Ave.,Anytown,NY 12345	

3. A pop-up box will appear to confirm the cancel of the Transfer, click **Yes**.

Cancel Transfer

Proceed with Cancel Transfer?

4. A message will be displayed indicating the transfer has been **cancelled**.

Casefile ID	Original Submission Date	Original Submitter Name	Last Submission Date	Last Submitter Name	Transferred Date	Transferred To	Property Address	Action
1397078523	09/12/2017 02:50 PM	UCD BANK 1	09/12/2017 02:50 PM	UCD BANK 1	09/12/2017 02:50 PM	UCD BANK 2	456 Somewhere Avenue,Anytown,NY 12345	<div style="border: 1px solid blue; padding: 5px; color: blue;">Transfer of Casefile 1397078523 has been canceled; Access returned to UCD BANK 1</div>

5. Click the **Refresh** icon and the loan will no longer appear on the screen.

Once the transfer has been cancelled, the UCD file can be transferred to a different organization.



Additional UCD Resources

To learn more about the UCD collection solution, visit the UCD collection solution page at: www.fanniemae.com/singlefamily/uniform-closing-dataset-collection-solution

Key UCD resources:

- UCD Collection FAQs: www.fanniemae.com/content/faq/uniform-closing-dataset-collection-faqs.pdf
- UCD Collection Solution Fact Sheet: www.fanniemae.com/content/fact_sheet/ucd-collection-service.pdf
- UCD Feedback Messages: www.fanniemae.com/content/tool/ucd-feedback-messages.xlsx
- UCD Solution User Training (self-paced eLearning): www.fanniemae.com/content/recorded_tutorial/ucd-collection-solution
- Uniform Closing Dataset (UCD) page (*Specification, Announcements, etc.*): www.fanniemae.com/singlefamily/uniform-closing-dataset