

# Fannie Mae Connect™

## Unlock personalized insights for your business

With the new dashboard, we analyzed and automated your performance data to show you new insights for greater transparency into your business. You can explore successes and opportunities in areas like loan delivery, underwriting, affordability, and more. Use your organization's current and historical data to act on insights specific to you — and compare your progress with peers and Fannie Mae goals.



Discover detailed, actionable, dynamic insights into your business.



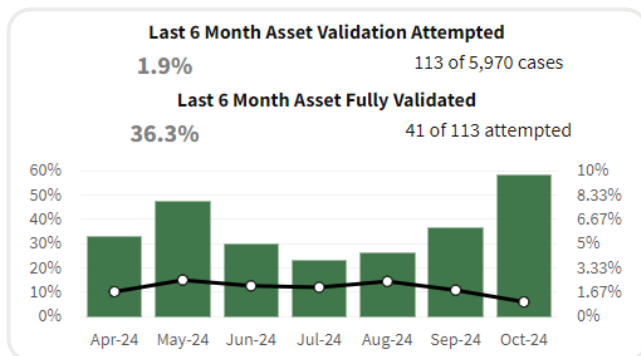
Identify process improvements and opportunities in your current pipeline.



Access interactive analyses of your performance data, all on one platform.

## Explore business opportunities and potential efficiencies

### Identify opportunities to consider positive rent payments with verification of assets (VOA)

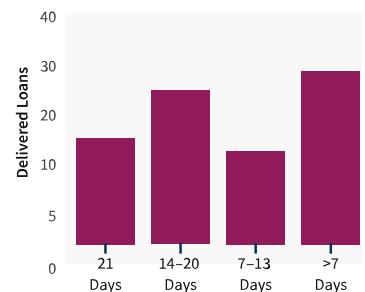


### Don't miss out on loan-level price adjustment (LLPA) savings

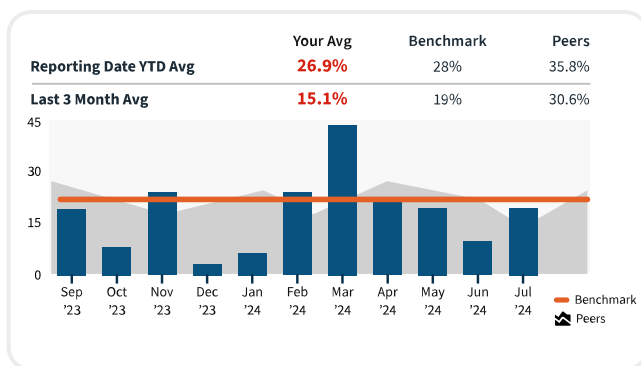
**48**

Cases in pipeline that could qualify as HomeReady (in the past 2 weeks).

Delivery Date: 07/31/2024



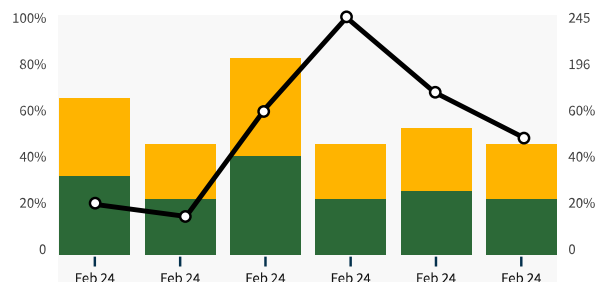
### Check progress toward your low-income purchase (LIP) delivery goals



### Uncover areas for improvement in your validation processes

**Last 6 Month Asset Validation Attempted 19.4%** 1,027 of 5,296 Cases

**Last 6 Month Asset Fully Validated 34.9%** 1,027 of 5,296 Cases



## Access these new insights — and more

Log in to your Fannie Mae Connect dashboard today.

[fanniemae.com/FMC](https://fanniemae.com/FMC)

Note: If you don't see the dashboard, contact your corporate administrator to request access to the management role in Fannie Mae Connect.



Fannie Mae®

© 2024 Fannie Mae